

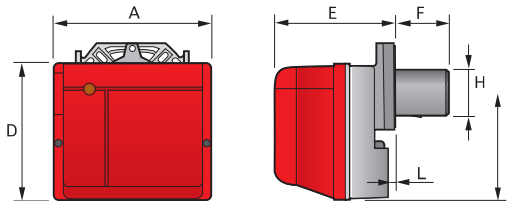


OVERALL DIMENSIONS (mm)

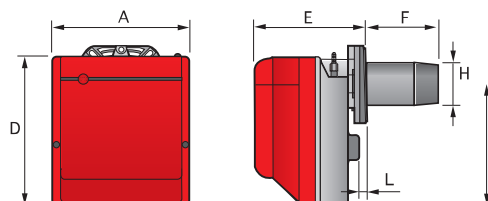
These models are distinguished by their reduced size, in relation to their outputs, which means they can be fitted to any boiler on the market.

BURNER

GULLIVER RG0



GULLIVER RG

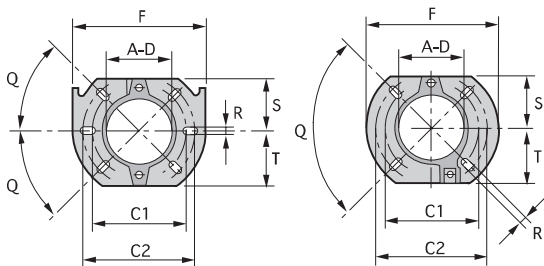


Model	A	D	E	F	H	I	L
▶ RG0.R	255	210	205	93	84	168	5
▶ RG0.1R	255	210	205	93	84	168	5
▶ RG0.1	255	210	205	93	84	168	5
▶ RG1	234	254	196	93	84	210	4
▶ RG1R	234	254	196	93	84	210	4
▶ RG1RK	234	254	196	111	84	210	4
▶ RG2	255	280	202	115	95	230	10
▶ RG3	300	345	228	142	123	285	12
▶ RG4S	300	345	228	142	123	285	12
▶ RG5S	300	345	247	155	125	285	12,5

BURNER-BOILER MOUNTING FLANGE

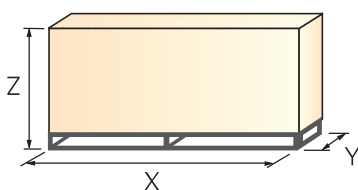
RG0.R - RG0.1R - RG0.1
RG1 - RG1R - RG1RK - RG2

RG3 - RG4S
RG5S



Model	A-D	C1	C2	F	Q	R	S	T
▶ RG0.R - RG0.1R RG0.1 - RG1 RG1R - RG1RK	91	130	150	180	45	11	72	72
▶ RG2	106	140	168	189	45	11	83	83
▶ RG3 - RG4S - RG5S	127	160	190	213	90	11	99	99

PACKAGING



Model	X	Y	Z	kg
▶ RG0.R	358	300	300	9
▶ RG0.1R	358	300	300	9
▶ RG0.1	358	300	300	11
▶ RG1	353	278	320	13
▶ RG1R	353	278	320	13
▶ RG1RK	353	278	320	13
▶ RG2	363	298	350	13
▶ RG3	430	345	430	15
▶ RG4S	430	345	430	18
▶ RG5S	510	345	430	18